

# Assembly, Installation, Care & Use Instructions

## R10-1002-64

Dual Sided Kayak/SUP Dock Storage Rack System. Base rack arms and additional arms (sold separately) include pre-installed UV resistant padding with heavy duty UV resistant 600D Polyester protective covers

### ASSEMBLY & INSTALLATION

#### ATTACHING TO DOCK/FLOOR

**NOTE:** Leave appropriate space surrounding rack for access from either side.

**NOTE:** Rack system includes (32) attachment fasteners. It is not necessary to use all supplied fasteners to fully support rack system. Each attachment plate has (4) screw holes, we recommend using only (2) holes diagonally per plate

- Determine desired mounting location on dock/floor.
- Place 1st vertical stanchion in desired location, making sure side support mounting plate is positioned on the inside of rack.
- Mark stanchion's mounting holes (Fig. 1).
- Place 2nd stanchion at desired width apart and repeat steps.
- Drill pilot holes at marked mounting hole locations.
- Using (16) #14 x 1-1/2" Truss head screws, attach both stanchions.
- Verify stanchion's spacing and alignment.

#### MAIN FRAME & BASE SUPPORT ARMS ASSEMBLY

**NOTE:** Base support arms have (2) different width attachment brackets.

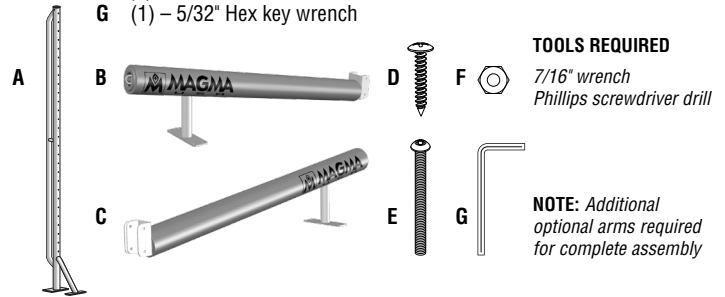
- Place base support arm attachment bracket's (1 wide and 1 narrow) around vertical stanchions (Fig. 2).
- Insert (supplied) 1/4"-20 x 2-1/2" button socket cap screws.
- Measure distance between both base support arms sets and vertical uprights to verify all components are equally spaced.
- Mark all base support arm mounting plate hole locations (Fig. 3).
- Remove fasteners and place base support arms aside.
- Securely tightening both uprights to dock/floor.
- Drill pilot holes at marked mounting hole locations.
- Using (supplied) 1/4"-20 x 2-1/2" button socket cap screws and 1/4"-20 lock nuts, attach base support arm sets to both vertical stanchions.
- Secure using a 7/16" wrench and (supplied) 5/32" hex key wrench.

#### INSTALLING OPTIONAL STORAGE ARMS TO RACK (Sold separately, not included)

- Vertically space arms according to equipment dimensions.
- Fit attachment bracket over vertical upright
- Install (2) 1/4"-20 x 2-1/2" button socket cap screws and (2) 1/4"-20 lock nuts (Fig. 4).
- Secure using a 7/16" wrench and (supplied) 5/32" hex key wrench.

### CONTENTS

- A (2) – 1-1/2" x 64" Stainless steel Vertical Stanchion
- B (2) – 1-1/2" x 30" Stainless steel Base Support Arm (wide bracket)
- C (2) – 1-1/2" x 30" Stainless steel Base Support Arm (narrow bracket)
- D (32) – #14 x 1-1/2" Stainless steel truss head screw
- E (4) – 1/4"-20 x 2-1/2" Stainless steel button socket cap screw
- F (4) – 1/4"-20 Stainless steel lock nut
- G (1) – 5/32" Hex key wrench



### TOOLS REQUIRED

7/16" wrench  
Phillips screwdriver drill

**NOTE:** Additional optional arms required for complete assembly

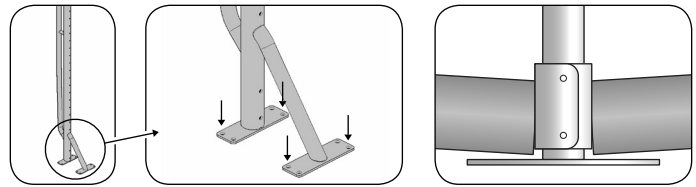


Fig. 1

Fig. 2




Fig. 3

Fig. 4

#### ADJUSTING STORAGE ARMS TO FIT EQUIPMENT (Arms sold separately)

- To fit larger or smaller equipment, simply remove attachment fasteners and reposition arms in desired location
- Repeat installation process.

#### CARE & USE

- Kayak's and SUP's should be secured to rack when not in use
- Periodically wash rack with environmentally friendly soap, fresh water, and a clean cloth to remove any debris. Wipe dry.
- Water toys should always be rinsed with fresh water before storing.

#### LIMITED WARRANTY

\*\*\*ORIGINAL PROOF OF PURCHASE REQUIRED FOR ALL WARRANTY CLAIMS\*\*\*

Magma Products, Inc. guarantees this product to be free from defects in materials and workmanship for 1 year from the date of purchase to the original consumer. This guarantee is for the periods herein specified when used under normal and reasonable conditions in a non-commercial or non-institutional environment.

#### CONDITIONS OF WARRANTY

This warranty does not include the cost of property damage or any inconvenience due to failure of the product. Nor does it cover damage due to misuse, abuse, accident, or damage resulting from transportation of this product. Nor does it include damage resulting from commercial / industrial use of this product. If the product fails to function due to a defect in materials or workmanship during the warranty period, the defective part will be repaired or replaced at Magma's option. If you wish to obtain performance under this limited warranty, you should contact Magma's Customer Service Department via telephone at 562-627-0500, e-mail at mail@magmaproducts.com, or U.S. Postal Service Mail at "Magma Products, Inc., Attention Customer Service, 3940 Pixie Ave., Lakewood, CA 90712 U.S.A." The defective part, along with proof of purchase, must be returned postage prepaid to Magma Products, Inc.

In the state of California only, if refinishing or replacement is not commercially practicable, the retailer selling the product, or Magma Products, Inc., will refund the purchase price paid for the product, less the amount directly attributable to use by the original consumer prior to the discovery of the nonconformity. In addition, in the state of California only, you may take the product to the retail establishment from which it was purchased or to any retail establishment selling this product in order to obtain performance under this warranty.

ALL IMPLIED WARRANTIES, INCLUDING THE IMPLIED WARRANTIES OF MERCHANTABILITY AND FITNESS FOR A PARTICULAR PURPOSE, ARE LIMITED IN DURATION TO THE EXPRESS WARRANTY PERIODS SPECIFIED HEREIN FOR THE PARTS DESCRIBED HEREIN.

Some states do not allow limitations on how long an implied warranty lasts. So the above limitation may not apply to you. Neither Magma dealers, nor the retail establishment selling this product has any authority to make any warranties or to promise remedies in addition to or inconsistent with those stated above. Magma's maximum liability shall not exceed the purchase price of the product paid by the original consumer. Some states do not allow the exclusion or limitation of incidental or consequential damages, so the above limitations or exclusions may not apply to you. The warranty gives you specific legal rights and you may also have other.



MAGMA PRODUCTS, INC. • 3940 Pixie Ave. • Lakewood, CA 90712 • USA • Tel: (562) 627-0500  
MagmaProducts.com • mail@MagmaProducts.com